

APSS-12-LED

LED Inpavement Approach Side Row Light(12" 6mm)



Compliance with Standards

CAAC: AC-137-CA-2015-01
 CAAC: AC-137-CA-2015-03
 SAC: GB/T 7256
 ICAO: Annex 14, Volume I
 IEC: TS 61827
 FAA: AC 150/5345-46
 FAA: EB NO.67
 NATO: STANAG 3316

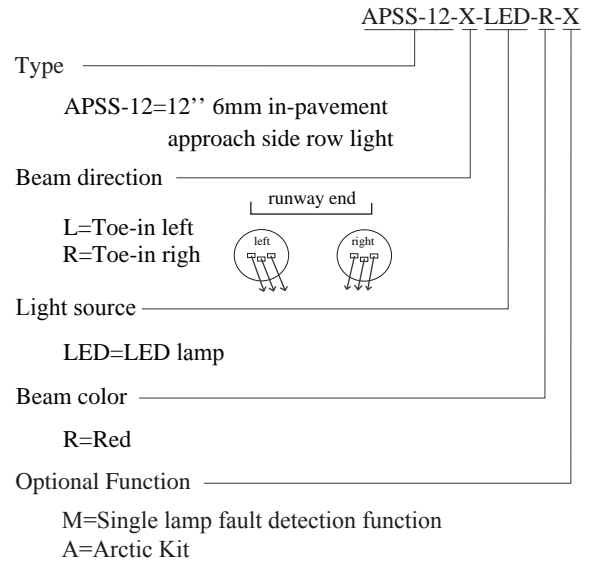
Application/Use

Approach side row light

Features

- LED is featured by long life, effective energy saving, maintenance -free, which brings enormous economic benefits
- Proprietary prism structural design and manufacturing process to ensure excellent optical performance
- Strict LED color management to ensure premium color consistency
- Consistent dimming curve with halogen lamp fixture, complying with FAA standards
- Proprietary driving circuit and thermal management solution, which greatly improves the reliability and service life of light fixture
- Power factor above 0.9, minimizing the power network interference
- Optional function of single lamp failure detection, which enables the light to be open as halogen lamp once LED fails
- Specially-designed structure, protruding only 6.35mm above finish grade
- Upper cover with flat out-light surface to prevent from water buildup and ensure high luminous efficiency
- Upper cover with equal-strength design and forging craft, which has premium mechanical, barrier capacity, and shock resistance ability
- Smooth upper cover without sharp edge to prevent aircraft tires from damaging
- Main body of lighting fixture is made of high thermal conductive aluminum alloy, which ensures good heat dissipation performance
- Main structure made of corrosion-resistant aluminum alloy with special anodizing treatment, all fasteners are made of stainless steel, suitable for harsh environment application
- High-precision parts machining to ensure all dimensional quality and precision
- IP68 Ingress protection-grade, that can withstand inner pressure of up to 138kpa or water pressure generated from aircrafts' impact on the optical window
- Interchangeable, modular-designed components, applicable for all series of 12-inch LED in-pavement approach lights(6 mm), which effectively cuts down the inventories.

Ordering Information



* Please provide detailed installation info while ordering, spare parts and accessories should be separately ordered with specific order no.

Installation

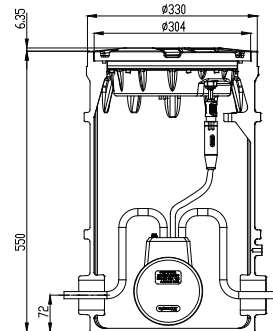


Fig 1 On 12" deep base

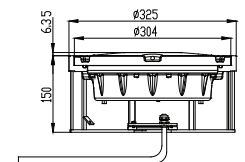
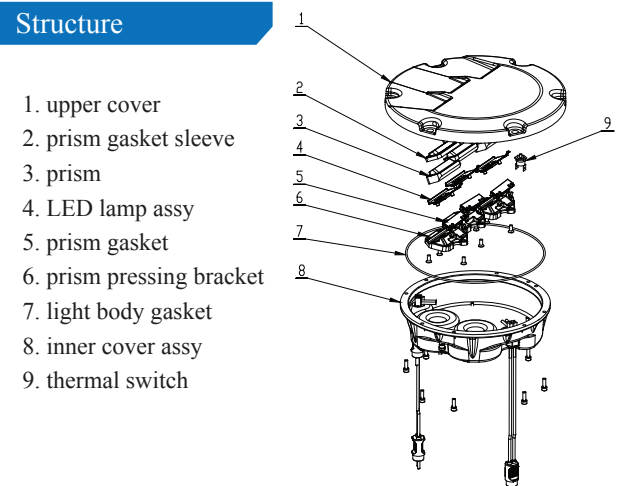


Fig 2. On 12" shallow base

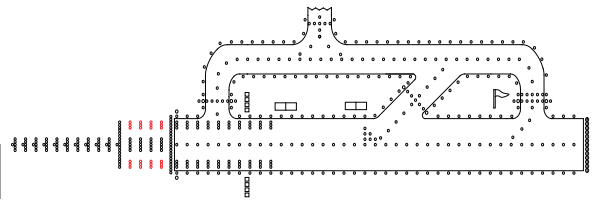
* Please find detailed information in installation manual

Structure



APSS-12-LED

LED Inpavement Approach Side Row Light(12"6mm)

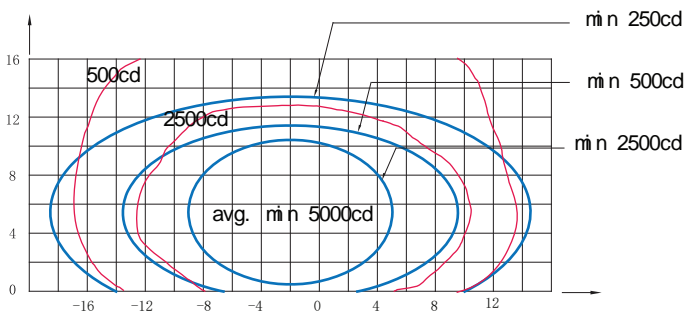


Specifications

Power: 36VA

Power Factor: ≥ 0.9

Photometric Data



APSS-12-LED (Red), ICAO Figure A2-2
(Vertical main beam coverage 0.5°—10.5°)

Spare Parts

struc No.	Part Name	order No.	Description
2	prism gasket sleeve	43117	prism gasket sleeve (61×28)-H6
3	prism	31158	prism (61×28) -H6
4	LED lamp assy	932053 -APSS-R-M	LED lamp assy-APSS-R
5	prism gasket	43316	prism gasket(67×21)
6	prism pressing bracket	43241	prism pressing bracket(71×65)
7	light body gasket	41135	O-ring 228.27×2.62

Accessories

No.	Order No.	Description
1	SB-12	12"deep base
2	DB-12	12"shallow base
3	41115	12" base O-ring
4	51121	12"lamp handle
5	ITF-065-066	65-watt isolation transformer
6	REC7	moulded type secondary cable receptacle style 7

Application		Main beam		Color	Required m n avg cd	Actual avg. cd
		H	V			
APSS-12 -LED	ICAO Figure A2-2	$\pm 7^\circ$	0.5° - 10.5° (Toe-in 2°)	Red	5000	6089
		$\pm 7^\circ$	1° - 11° (Toe-in 2°)	Red	5000	5965
		$\pm 7^\circ$	1.5° - 11.5° (Toe-in 2°)	Red	5000	5889

Packing Data

1 light w/o base

Unit net weight: 9 kg

Packing size: 330×330×150mm³

Gross weight: 9.7 kg

1 light w/ 12" shallow base

Unit net weight: 13.42 kg

Packing size: 350×350×185 mm³

Gross weight: 14.26 kg